

1. Breadcrumbs

As per my previous note – pls move the breadcrumbs up to Step 2 and Step 3

The screenshot shows the 'CTOs on the Move' website at the 'Choose Subscription Level' step. The navigation bar at the top indicates three steps: Step 1 (Provide Contact Information), Step 2 (Chose Subscription Level), and Step 3 (Submit Payment Details). An arrow points from the 'Chose Subscription Level' step to the subscription table below.

Get Updated Emails of IT Execs Who Recently Changed Jobs to Instantly Engage Them as Your Prospective Clients

	Basic \$55/MONTH	Standard \$85/MONTH	Professional \$145/MONTH
Chose if you'd like to:	Keep tabs on management changes of IT executives	Reach IT executives in your niche target market	Sell more to IT executives faster in a broad market
Email Updates	<input checked="" type="checkbox"/>	<input checked="" type="checkbox"/>	<input checked="" type="checkbox"/>
Database Searches	30 searches / month	100 searches / month	unlimited
Download Contacts	100 profiles / month	300 profiles / month	unlimited
Chose	<input type="radio"/>	<input checked="" type="radio"/>	<input type="radio"/>

MONEY BACK GUARANTEE 100%

If you are not fully satisfied by our service and let us know within 30 days of signing up we will **fully refund your subscription fee**, no questions asked!
Your subscription is **absolutely risk-free** – you have nothing to lose.

[Chose Subscription >>](#)

The screenshot shows the 'CTOs on the Move' website at the 'Submit Payment Details' step. The navigation bar at the top indicates three steps: Step 1 (Provide Contact Information), Step 2 (Chose Subscription Level), and Step 3 (Submit Payment Details). An arrow points from the 'Submit Payment Details' step to the payment form below.

All fields are required

Name on Card :
Enter your name as it appears on the card

Card Number :
Enter your Credit Card Number

Safe and Secure 128 Bit SSL Certified Encrypted Transaction

Card Type : [Dropdown] Expiration : [Month] [Year] Security Code : [Input]

Billing Address :
Enter your Billing Address

City :
Enter your City


State : [Dropdown] Zip Code :
Enter your Zip Code

So it looks like this:

CTOs on the Move



Get Updated Emails of IT Execs Who Recently Changed Jobs to Instantly Engage Them as Your Prospective Clients

	Basic \$55 ^{MONTH}	Standard \$85 ^{MONTH}	Professional \$145 ^{MONTH}	 <p>If you are not fully satisfied by our service and let us know within 30 days of signing up we will fully refund your subscription fee, no questions asked!</p> <p>Your subscription is absolutely risk-free – you have nothing to lose.</p>
Chose if you'd like to:	Keep tabs on management changes of IT executives	Reach IT executives in your niche target market	Sell more to IT executives faster in a broad market	
Email Updates ?	<input checked="" type="checkbox"/>	<input checked="" type="checkbox"/>	<input checked="" type="checkbox"/>	
Database Searches ?	30 searches / month	100 searches / month	unlimited	
Download Contacts ?	100 profiles / month	300 profiles / month	unlimited	
Chose	<input type="radio"/>	<input checked="" type="radio"/>	<input type="radio"/>	

2. Two lines

CTOs on the Move


Step 1 Provide Contact Information Step 2 Chose Subscription Level Step 3 Submit Payment Details






Name on Card : All fields are required

Enter your name as it appears on the card

Card Number :

Enter your Credit Card Number

 Safe and Secure 128 Bit SSL Certified Encrypted Transaction

Card Type : Expiration : Security Code :

Month Year

Move the word “Transaction” to the 2nd line so the whole text fits in two lines, not three.

3. Alignment

The screenshot shows a form with three input fields. The first field is a dropdown menu with the text 'th' and a downward arrow. The second field is a dropdown menu with the text 'Year' and a downward arrow. The third field is a text input box labeled 'Security Code :'. A horizontal line is drawn across the form, and a downward arrow points to the 'Security Code' field, indicating it is higher than the other fields.

It seems that the type-in box for the Security Code is higher on the page than “Year” and the rest of them. Please check and make sure that they are on the same line.

4. Aweber

I submitted a name Jason Bourne with email ms@actionablenews.com to the website. I received an automatic email from CTOsOnTheMove, however I did NOT receive an email from aWeber – did you do the integration on the background so that user information is submitted to the aWeber form? Please confirm.